



BREATHE EASY...Solutions for Clean, Safe Air

Ambient Air Cleaner MX1800

Specifications and Technical Data

TYPICAL APPLICATIONS:

Ambient Capture of Process Dusts

- Welding Smoke & Fumes
- Grinding / Sanding / Polishing
- Metalworking / Composites
- Wood Dust
- Other Nuisance Dusts Generated in Industrial Processes



HOW IT WORKS:

Contaminated air is drawn in through a 4" pleated pre-filter. This effectively removes the larger particles of the pollutant.


Next, the air passes through the main filtration system. This portion contains the primary filter media, an 8-pocket 95% or 55% bag filter. This system captures minute particles of airborne impurities. The air that is discharged is then pollution-free.

STANDARD FEATURES:

- 1,400—2,500 CFM
- 4" PLEATED PRE-FILTER
- DIRECT DRIVE BLOWER
- ADJUSTABLE 4-WAY EXHAUST GRILLE
- QUIET OPERATION 76 Dba AT 6' ON HIGH & 66 DBA AT 6' ON LOW
- NO DUCTING REQUIRED
- FILTER CHANGE LIGHT
- FRONT LOAD—EASY FILTER ACCESS
- TWO-STAGE FILTRATION

OPTIONS:

- WRAP-AROUND PRE-FILTER MODULE
- SILENCER
- 55% OR 95%, 8-POCKET BAG FILTER



L2244-08/21


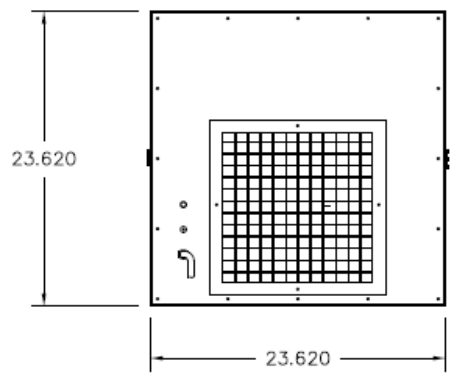
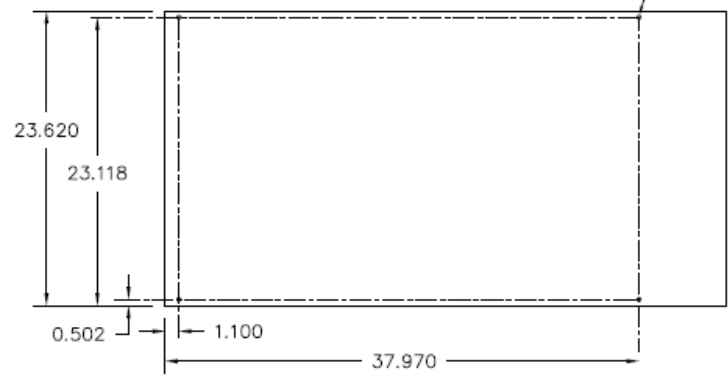


MX1800

TYP. (4) PL

UNIT SPECIFICATIONS

- 3/4HP, 120V, 60 HZ
- 4" PLEATED PRE-FILTER
- 95%, 8 POCKET BAG MAIN FILTER
- 16GA CONSTRUCTION



MX1800 SPECIFICATIONS:

OVERALL DIMENSIONS:

- 24" H X 24" W X 45" L
- 24" H X 24" W X 69" L WITH WRAP AROUND PRE-FILTER
- 24" H X 24" W X 69" L WITH SILENCER
- 24" H X 24" W X 93" L WITH SILENCER AND WAP

WEIGHT:

- *160 LBS ACTUAL WEIGHT
- *200 LBS SHIPPING WEIGHT
- *WEIGHT VARIES DEPENDING UPON OPTIONS SELECTED

CABINET:

HEAVY DUTY 16 GA. WELDED GALVANEAL STEEL W/EXTERIOR SURFACES GROUND SMOOTH

FINISH:

INDUSTRIAL GRADE TEXTURED BAKED CRIMSON RED ENAMEL PAINT—INSIDE AND OUT

FILTRATION OPTIONS:

- ONE EA. 24" X 24" X 22" 95% BAG FILTERS
- ONE EA. 24" X 24" X 22" 55% BAG FILTERS

PREFILTER

ONE EA. 24" X 24" X 4" PLEATED PREFILTER (STD.)

FILTER ACCESS:

FRONT LOAD, EACH END FOR EASY ACCESS

NOISE LEVEL:

- HIGH SPEED—76 dBA AT 6' AWAY FROM UNIT
- LOW SPEED—66 dBA AT 6' AWAY FROM UNIT

INLET / EXHAUST:

INLET AT ONE END / EXHAUST STRAIGHT THROUGH 4-WAY ADJUSTABLE GRILLE AT THE OPPOSITE END

MOTOR:

2-SPEED, 3/4 , HP, 120 V, 60 HZ THERMALLY PROTECTED BALL BEARING MOTOR

BLOWER:

10-10 DIRECT DRIVE. AIR VOLUME: 1400 CFM ON LOW / 2500 CFM ON HIGH (NOMINAL)

INPUT VOLTAGE:

120 VAC, 60 HZ, 1-PHASE

MAX CURRENT:

11.2 AMPS

AIR FLOW:

1800 CFM

FILTER CHANGE INDICATOR:

FILTER CHANGE LIGHT STD.

SPECIFICATIONS SUBJECT TO CHANGE WITOUT NOTIRCATION

L2244-08/21