



BREATHE EASY...Solutions for Clean, Safe Air


OM3510

Specifications and Technical Data

TYPICAL APPLICATIONS:

SOURCE CAPTURE OF:

- OIL / MACHINING MIST
- WELD SMOKE AND FUMES
- DRY DUSTS
- ODORS AND VAPORS



STANDARD FEATURES:


- SPECIAL SCRIM LIN ED OIL MIST FILTERS
- UP TO FOUR-STAGE FILTRATION
- SIDE LOAD, EASY FILTER ACCESS
- CAM-LOCK POSITIVE FILTER SEALING
- HEAVY DUTY BLOWER
- POSITIVE SEALING CABINET
- FULL RANGE OF OPTIONS

OPTIONS:

- 24" x 24" x 12" REFILLABLE MODULES WITH CAPACITY UP TO 40 LBS CARBON
- 95% OR 99.97% DOP HEPA FILTER
- HIGH EFFICIENCY MIST-X PREFILTER
- PULLEY OPTIONS FOR VARIOUS STATIC REQUIREMENTS
- SIDE EXHAUST CAPABILITY
- MOTOR CONTROLS FOR 3 PHASE UNITS

HOW IT WORKS:

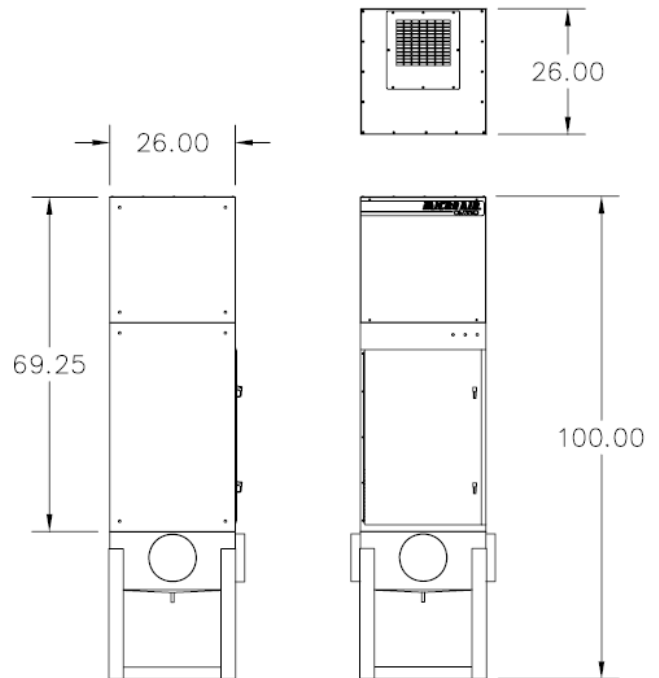
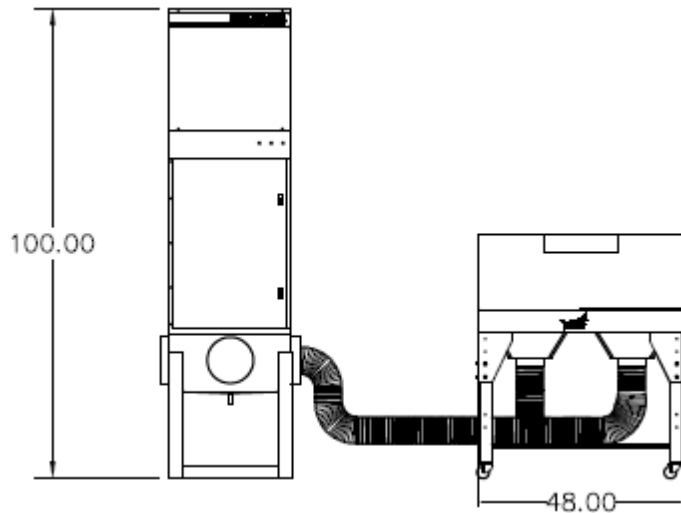
Mist laden air flows through the inlet into the bottom of the unit where it turns 90 degrees. The air goes upward through the impinge, then the mesh pre-filter and finally through the special oil mist bag. Clean air is then discharged at the top of the unit. Oil drains out the bottom of the unit.



L2247-OM3510-09/23



OM3510



OM3510 Ducted to DDT4830

OM3510SPECIFICATIONS:

OVERALL DIMENSIONS:

100" H X 26" W X 26" D WITH FLOOR STAND
 126" H X 26" W X 26" D WITH FLOOR STAND AND SILENCER

WEIGHT:

*300 LBS ACTUAL WEIGHT
 *340 LBS SHIPPING WEIGHT
 *WEIGHT VARIES DEPENDING UPON OPTIONS SELECTED

CABINET:

HEAVY DUTY 16 GA. WELDED GALVANEAL STEEL W/EXTERIOR SURFACES GROUND SMOOTH

FINISH:

INDUSTRIAL GRADE TEXTURED BAKED
 CRIMSON RED ENAMEL PAINT—INSIDE AND OUT

PREFILTER OPTIONS:

24" X 24" X 4", 35% EFFICIENCY PLEATED PRE-FILTER WITH 28 SF MEDIA.
 24" X 24" X 2" PLEATED PRE-FILTER
 24" X 24" X 2" ALUMINUM MESH PRE-FILTER
 24" X 24" X 2" BAFFLE IMPINGER
 24" X 24" X 3" MIST-X (CHEVRON) PREFILTER
 24" X 24" X 2" MAXI-GRD (PINK SCRIM) PREFILTER

STANDARD PRIMARY FILTER OPTIONS:

24" X 24" X 32" 55% BAG FILTER
 24" X 24" X 32" 95% BAG FILTER
 24" X 24" X 15" 55% BAG FILTER—USE W/ HEPA OR CARBON MODULE
 24" X 24" X 15" 95% BAG FILTER—USE W/ HEPA OR CARBON MODULE
 24" X 24" X 32" 95% OIL MIST BAG FILTER
 24" X 24" X 15" 95% OIL MIST BAG FILTER—USE W/HEPA OR CARBON
 24" X 24" X 12" 99.97% DOP HEPA FILTER
 24" X 24" X 12" REFILLABLE CARBON MODULE—40 LBS CAPACITY EA

FILTER ACCESS:

SIDE LOAD THROUGH HINGED DOOR FOR EASY ACCESS

CONTROLS:

WIRING EXTENDED THROUGH CABINET FOR EASY HOOK-UP BY ELECTRICIAN ON ALL 3-PHASE UNITS. SINGLE PHASE, 120V MODELS ARE EQUIPPED WITH 10' POWER CORD AND ON/OFF TOGGLE SWITCH

NOISE LEVEL:

70 dBA @ 5" FROM EXHAUST

INLET / EXHAUST:

INLET AT BOTTOM OF UNIT THROUGH INLET PLENUM / EXHAUST OUT TOP OF UNIT

MOTOR OPTIONS:

1-1/2 HP, 120V, 60HZ, 1-PHASE, TEFC MOTOR
 3 HP, 230/460V, 60 HZ, 3 PHASE, TEFC MOTOR

BLOWER:

BELT DRIVEN, 12-9 BLOWER

DRIVE SYSTEM:

LOW, MEDIUM, OR HIGH STATIC PULLEY COMBINATIONS ARE AVAILABLE. CONSULT FACTORY

INPUT VOLTAGE OPTIONS:

1-1/2 HP — 120V, 60 HZ, 1-PHASE
 3 HP — 230/460V, 60 HZ, 3-PHASE

MAX CURRENT

1-1/2 HP, 120V — 16 AMPS
 3 HP 230/460V — 8.4 / 4.2 AMPS

AIR VOLUME:

800—3.000 CFM NOMINAL , DEPENDENT ON OPTIONS SELECTED. CONSULT FACTORY

FILTER CHANGE INDICATOR OPTIONS:

0-5" MAGNEHELIC GAUGE
 FILTER CHANGE LIGHT

SPECIFICATIONS SUBJECT TO CHANGE WITHOUT NOTICE