



BREATHE EASY...Solutions for Clean, Safe Air

MICRO AIR CAB CLEAN AIR BOOTH Specifications and Technical Data

TYPICAL APPLICATIONS:

- WELD SMOKE AND FUMES
- GRINDING / POLISHING / BUFFING DUST
- COMPOSITES DUSTS
- ABRASIVE BLAST DUSTS
- POWDERS
- OTHER DRY DUSTS



STANDARD FEATURES:

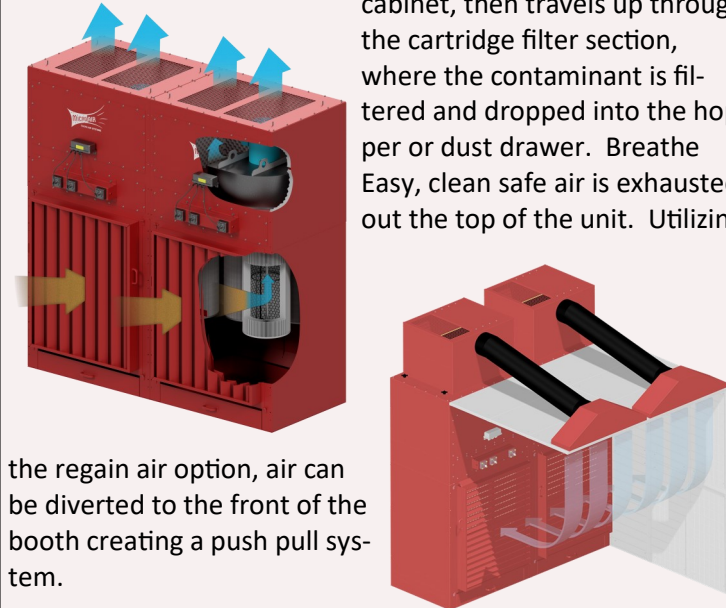
- MODULAR DESIGN WITH CUSTOM CAPABILITY
- REVOLUTIONARY ROTO-PULSE® FILTER CLEANING SYSTEM
- LARGE CAPACITY DUST DRAWERS
- DIRECT DRIVE, TEFC, BACKWARD INCLINED BLOWER
- AFTER PULSE CLEANING CYCLE STANDARD
- HEAVY DUTY CONSTRUCTION
- QUIET POWER—SOUND LEVELS LOWEST IN THE INDUSTRY
- DUCTLESS SYSTEM

OPTIONS:

- SILENCER
- HEPA AFTER-FILTER
- VARIETY OF CARTRIDGE FILTERS
- MAGNAHELIC OR PHOTOHELIC GAUGE
- REGAIN AIR FOR PUSH PULL DESIGN
- INSULATED ACOUSTICALLY LINED BOOTH WALL PANELS
- SPARK ARRESTING INLET
- BOOTH ENCLOSURE
- LED LIGHTING FOR BOOTH ENCLOSURES
- FULL CONTROL PACKAGE

HOW IT WORKS:

Contaminated air is pulled into the inlets on the front of the cabinet, then travels up through the cartridge filter section, where the contaminant is filtered and dropped into the hopper or dust drawer. Breathe Easy, clean safe air is exhausted out the top of the unit. Utilizing




the regain air option, air can be diverted to the front of the booth creating a push pull system.

Cartridge cleaning is accomplished with Micro Air's proprietary Roto-Pulse® cleaning system, where air is pulsed into a specially designed stainless steel, rotating tube, engineered with pre-drilled holes. As the air enters this tube, the force of the pulse causes the tube to rotate incrementally inside the



**CAB-Clean Air Booth
Welding Stainless Steel**

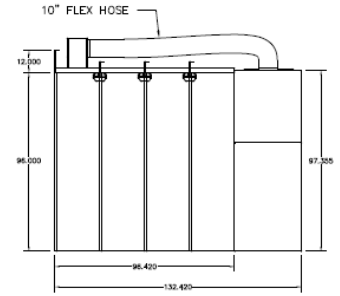
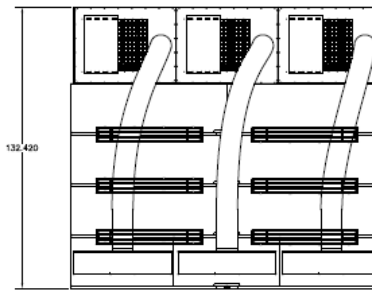
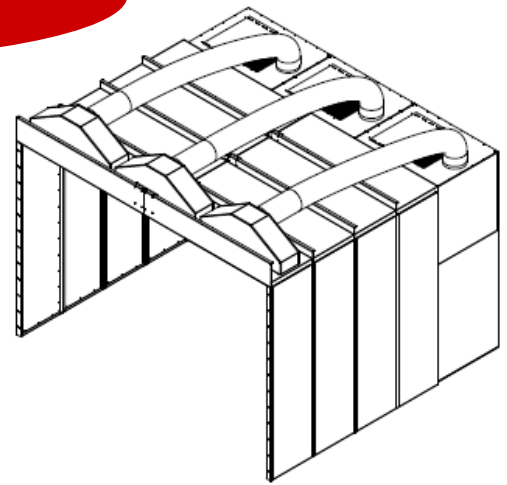
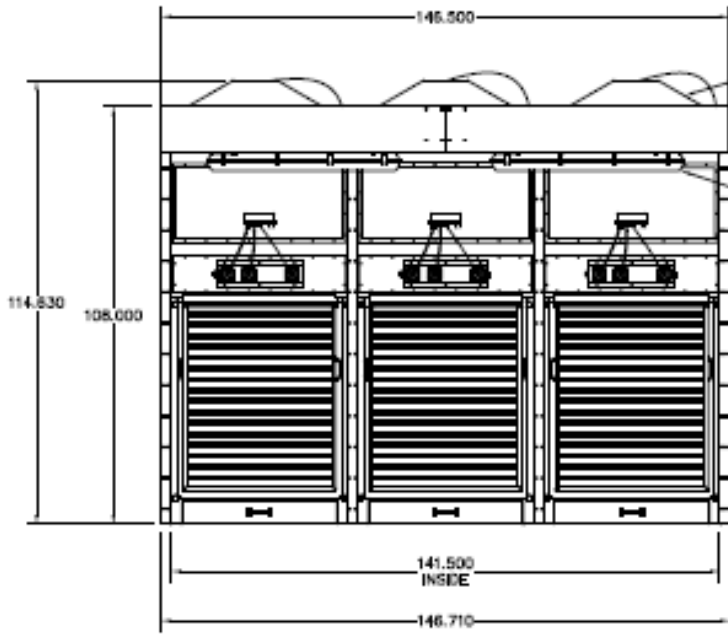
cartridge. While rotating, air exits the pre-drilled holes, resulting in air dispersment over the entire surface of the cartridge, providing for an improved cartridge cleaning cycle, compared to competitive backflush cleaning systems



ROTO-PULSE®



CAB



TRIPLE MODULE CAB—WITH BOOTH, LIGHTS, AND REGAIN AIR

CAB SPECIFICATIONS:

OVERALL DIMENSIONS:

97.5" H X 48" W X 36" D w/STANDARD EXHAUST GRILLE
 121.75" H X 48" W X 36" D w/OPTIONAL EXHAUST PLENUM
 99.5" H X 48" W X 36" D w/ OPTIONAL REGAIN OUTLET

WEIGHT:

*815 LBS ACTUAL WEIGHT.
 *890 LBS SHIPPING WEIGHT
 *WEIGHT VARIES DEPENDING ON OPTIONS SELECTED

CABINET:

HEAVY DUTY 14 GAUGE GALVANEAL STEEL WITH EXTERIOR SURFACES GROUND SMOOTH

FINISH:

INDUSTRIAL GRADE CRIMSON RED, TEXTURED BAKED ENAMEL PAINT IN SIDE AND OUT.

FILTER ACCESS:

EASY FRONT ACCESS THROUGH INLET GRILLE FRAME

MOTOR

SINGLE SPEED 5 HP, 3 PHASE, 230/460V, 60 HZ, TEFC MOTOR /BLOWER

AIR VOLUME:

TYPICALLY 4,500 CFM PER MODULE

FILTER CHANGE INDICATOR:

MAGNEHELIC GAUGE OR PHOTOHELIC GAUGE

FILTRATION:

FIVE EACH, HIGH EFFICIENCY, FIRE RETARDANT CARTRIDGES, EACH FILTER HAS 250 SF OF MEDIA, 1,250 SF TOTAL. OTHER FILTER OPTIONS AVAILABLE

CONTROLS:

SOLID STATE TIMER BOARD, FACTORY WIRED AND INSTALLED

INLET / EXHAUST:

INLET GRILLE ON FRONT OF CABINET
 EXHAUST - OUT TOP OF UNIT

MAX CURRENT

5 HP, 230/460V—14.0 / 7.0 AMP

NOISE LEVELS:

76 dBA @ 6' w/o SILENCER
 72 dBA @ 6' WITH SILENCER

CABINET PRESSURE RATING:

+/- 20 INCHES WC

COLLECTION OPTIONS:

DUST TRAY—4.75 CU. FT. PER TRAY

COMPRESSED AIR:

REQUIRES 80—90 PSI CLEAN, DRY AIR & MINIMUM 3/4" AIR LINE

CARTRIDGE CLEANING SYSTEM:

ROTO-PULSE® INCREMENTAL ROTATING TUBE WITH PRE-DRILLED HOLES. AS AIR IS PULSED INTO THE TUBE, IT ROTATES AND AIR EXITS THE PRE-DRILLED HOLES, PROVIDING A HIGHLY EFFICIENT AND TOTAL CLEANING OF THE CARTRIDGE FILTER

OFF-LINE CARTRIDGE CLEANING:

STANDARD EQUIPMENT DESIGNED TO CLEAN FILTERS AFTER UNIT IS TURNED OFF FOR OPTIMAL OFF-LINE CARTRIDGE CLEANING. TIMER CAN BE ADJUSTED BETWEEN 0 AND 17 MINUTES

SPECIFICATIONS SUBJECT TO CHANGE WITHOUT NOTICE