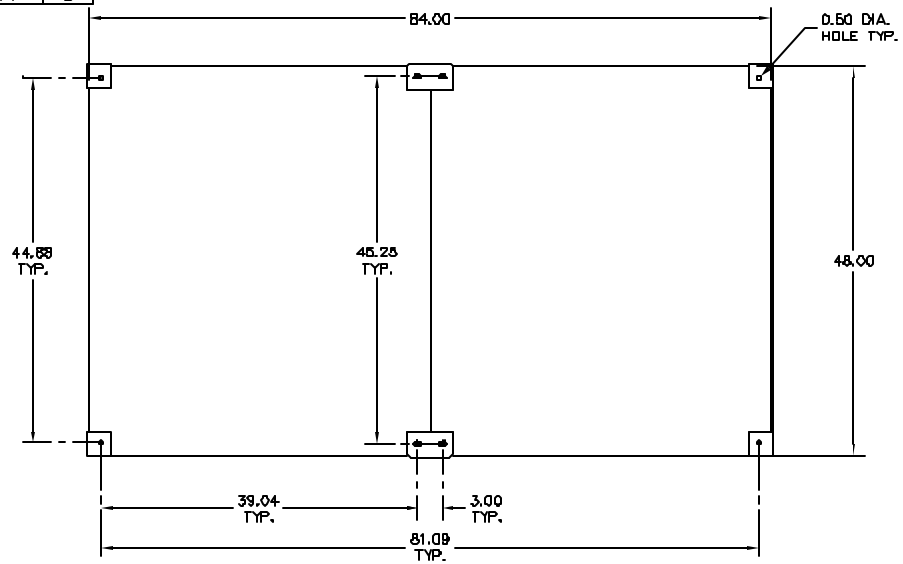
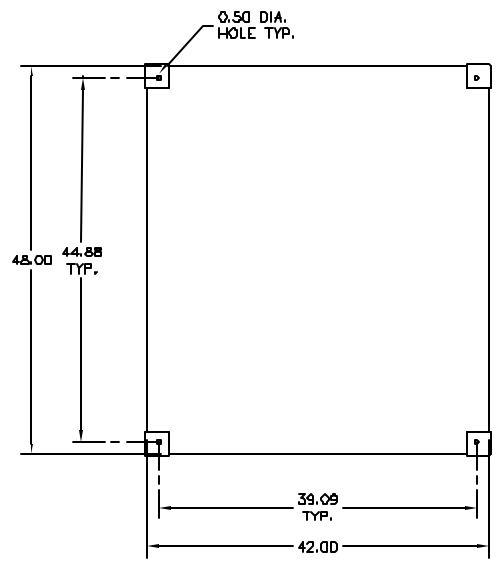


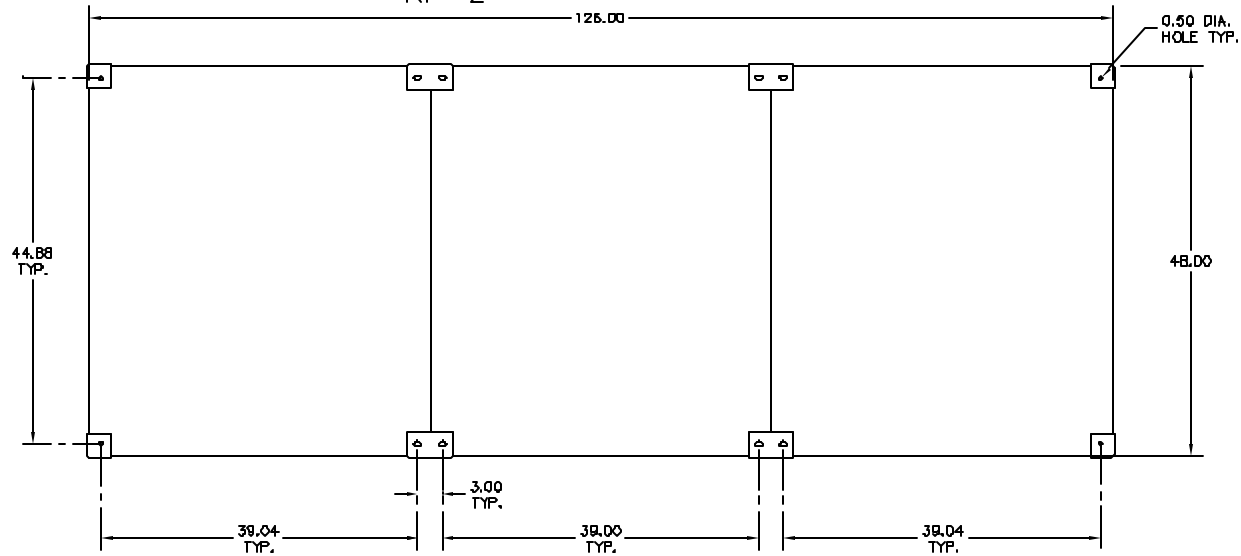
DWG. NO. L1571 REV. 3



RP-2



RP



RP-3

REVISIONS		
2	17-20-98	MC (EDR 9690)
CHG. TO NEW LEGS. CHG. DIM'S: 45.40 WAS 38.00; 39.30 WAS 33.50; 81.60 WAS 88.00; 39.00 WAS 35.00.		

3	8-25-98	MC (EDR 8132)
CHG. LEG HOLE PLACEMENT DIM'S CHG.		

TITLE FOOT PRINTS FOR BOLT TOGETHER UNITS				TOLERANCES UNLESS OTHERWISE NOTED 2 DEC. PLACES ±/− FOR 3 DEC. PLACES ±/− FOR ANGLES 1/4° FOR NTS				 <small>INDUSTRIAL FABRICATORS VERONA, NJ 07066</small>	
DRN BY ME	DATE 12-23-97	CHKD BY JJ	11	SH. 1 OF 1	DWG. NO. L1571	REV. 3			